

# Corian® Specification Sheet : 3215 Washplane

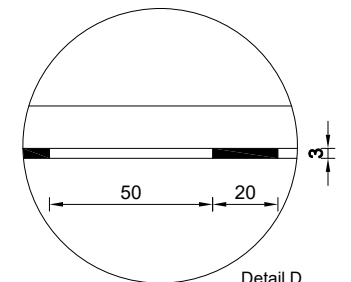
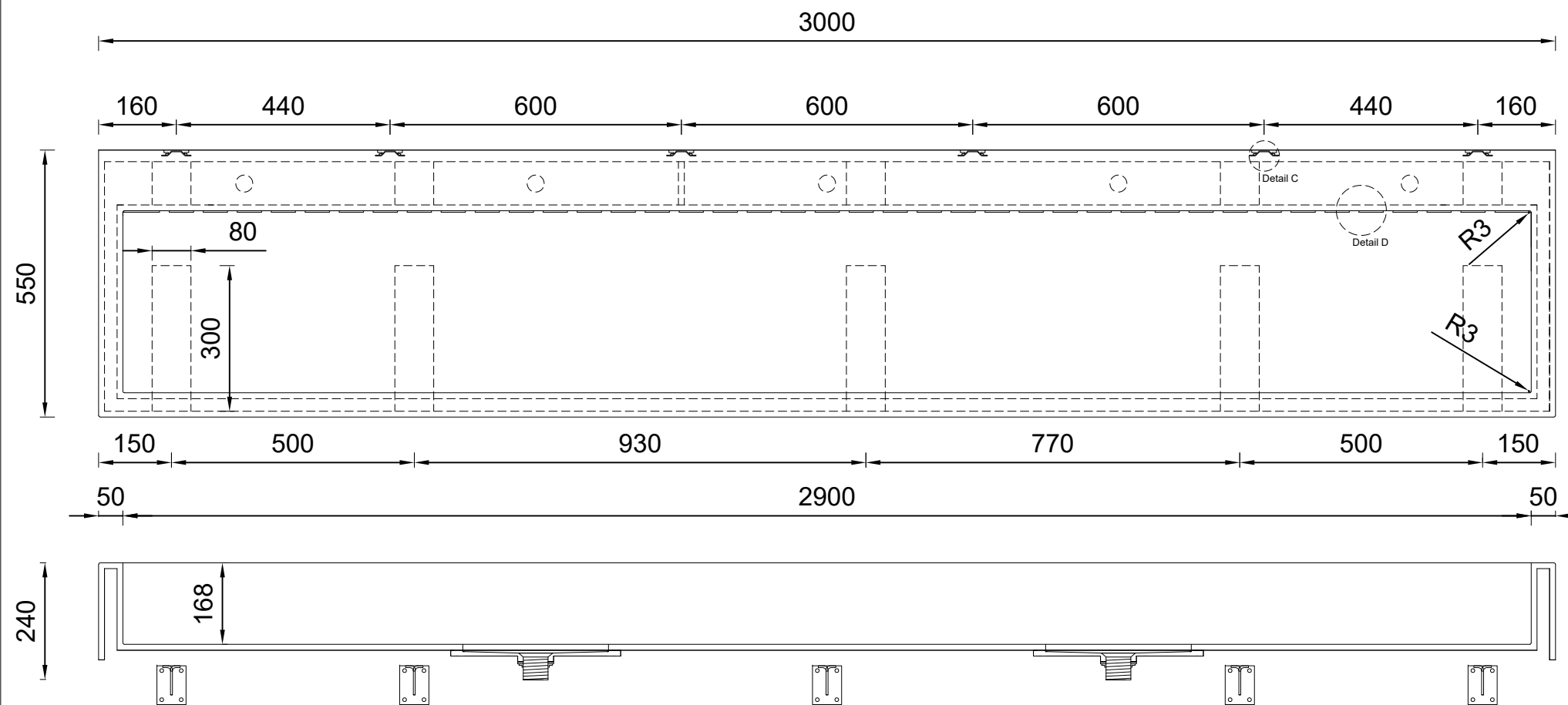
## Notes:

Tap hole cutouts not included, drawing for location reference only.

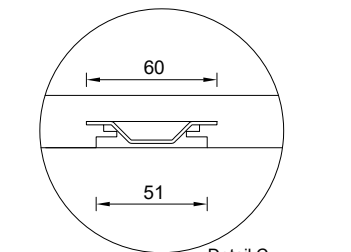
All exposed edges sanded to 2mm radius.

All exposed surface sanded to semi-gloss finish.

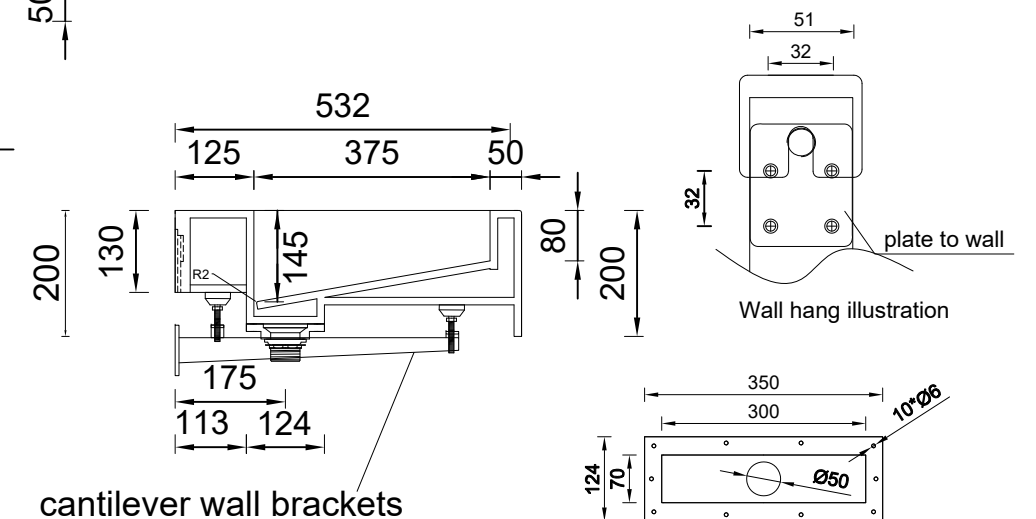
Net weight: 96 Kgs



Drainage Line



Built in wall bracket plate



Wall hang illustration

cantilever wall brackets

Waste Kit

CASF Australia  
 Unit 3, 208 Walters Road, Arndell Park NSW 2148  
 Tel: 1300 795 044  
 Email: projects@casf.com.au



6	1 plywood wall bracket hanging holes template
5	6 wall bracket fixing plates & screws
4	5 450mm adjustable cantilever wall brackets & screws
3	2 waste fitting, pre-assembled to # 2
2	2 Corian waste kit, pre-assembled to #1
1	1 Corian Washplane 3215
#	Packing List