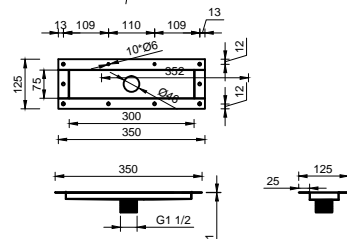
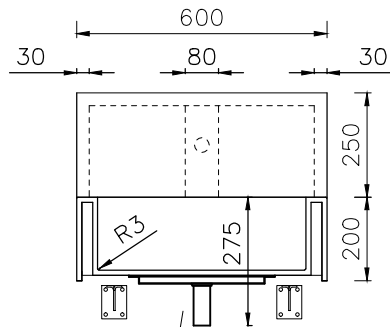
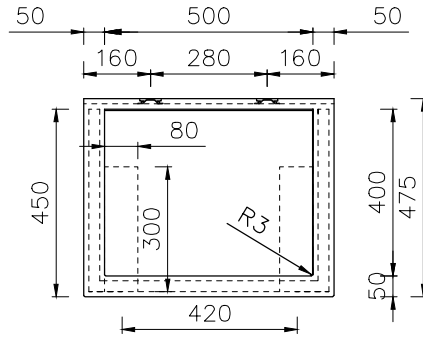
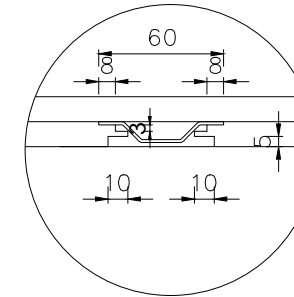


Notes:

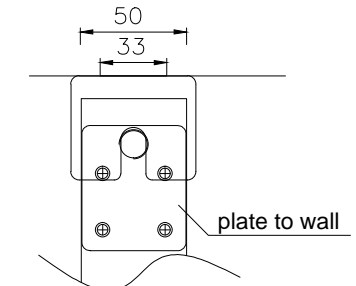
1. Tap hole not cut, drawing for location reference only
2. All external edge sand to 2mm radius
3. Top surface sand to matt finish



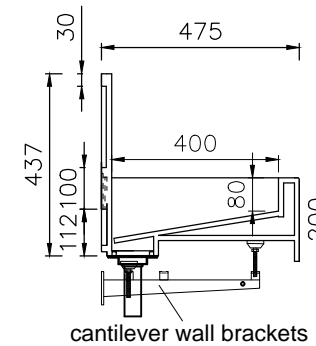
waste water collection kit



Built in wall bracket plate



Wall hang illustration



cantilever wall brackets

7	1 page installation instruction
6	1 plywood wall bracket hanging holes template
5	2 wall bracket fixing plates & screws
4	2 adjustable cantilever wall brackets & screws
3	1 waste drainpipes, pre-assembled to # 2
2	1 Corian waste water collection kits, pre-assembled to #1
1	1 Corian Washplane 3221
#	Packing List